

# HY-BRID LIFTS™

BY CUSTOM EQUIPMENT LLC

## DECAL MANUAL ADDENDUM

SELF-PROPELLED AERIAL WORK PLATFORM

SUPO-655

REV E



---

# HB-1030CE

# HB-1430CE

---

**NOTE:** When a replacement decal listed in this document is attached to a machine, add this document to the manual box

# SECTION 1 | DECALS

## 1.1 TITLE

The decals originally supplied to your machine may vary from those sold for replacement parts. When replacing decals, please add this addendum to the manual box on the machine, where the existing manual SUPO-610E is already supplied.


The table below designates some replacement decals that meet the requirements of the original decals. There may be additional direct substitutions (decals with the same description and location, new part number) noted in the parts manual.

Original Decal		Replacement Decal	
Part #	Description	Part Number	Description
DE804	KIT,DECALS HB2CE	112-21-008-54-K OR 112-21-008-59-K	DECALS,HB-1030S2,KIT OR DECALS,HB-1430S2,KIT
DE600E	KIT,DECALS HB1030CE S1	DE600-K53	DECALS,HB-1030CES1,KIT
DE600-01	DECAL,WARNINGS	DE706	DECAL,UPR HB
DE600-04	DECAL,PLAT EXT & GATE		
DE600-09	DECAL,ELECTROCUTION HAZARD		
DE600E-05	DECAL,DANGER TIP		
DE600E-02	DECAL,DANGERS INDOOR ONLY	DE706 & DE732 OR DE733	DECAL,UPR HB & DECAL,CAPACITY,750#,2P,T,W,SO OR DECAL,CAPACITY,670#,2P,I,W/SO
DE621	DECAL,NO UNAUTHORIZED USE	DE706 OR DE709	DECAL,UPR HB OR DECAL,LWR HB
DE600-16A	DECAL,KEEP	DE707	DECAL,KEEP
DE600E-50			
DE600-16B	DECAL,CLEAR	DE708	DECAL,CLEAR
DE600E-30	DECAL,MAINT LOCK USE		
DE600-08	DECAL,BATT GAS WARNING	DE709	DECAL,LWR
DE600E-06	DECAL,TIRE REPLACEMENT		
DE600E-18	DECAL,BATT WEIGHT		
DE626	DECAL,PH WARNING		
DE600-21	DECAL,BRAKE RELEASE/NO TOW	DE747	DECAL,BRAKES
DE600-22	DECAL,BRAKERELLEASE/NO TOW		
DE600-17	DECAL,SAFETY STRIPE (24")	DE717-61	DECAL,SAFETY STRIPE (24")
DE615	DECAL,CE	DE718	DECAL,CE
DE600-03	DECAL,CAPACITY 750#, 2P	DE732	DECAL,CAPACITY,750#,2P,I,W/SO
DE600-03A	DECAL,CAPACITY 670#,2P	DE733	DECAL,CAPACITY,670#,2P,I,W/SO
DE600E-24B	DECAL,WHEEL LOAD HB1030CE	DE735	DECAL,WHEEL LOAD HB1030CE S2
DE600E-24A	DECAL,WHEEL LOAD HB1430CE	DE736	DECAL,WHEEL LOAD HB1430CE S2
DE600E-27	DECAL,HYDR FLUID	DE679	DECAL,HYDR FLUID
DE613	DECAL,LANYARD ATTACHMENT	DE746	DECAL,LANYARD ATTACHMENT
DE600-15 DE600E-11	DECAL,E-DOWN	DE751	DECAL,E-DOWN PULL CABLE
DE600-07	DECAL,DO NOT POWERWASH	NA	NA
DE627	DECAL,HOLE COVER	NA	NA

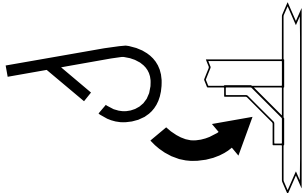
## 1.2 DECAL SYMBOLS AND INFORMATION



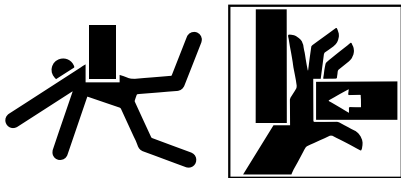
- No Unauthorized Use
- Do not operate this machine unless you have been trained in safe operation.
- Training includes complete knowledge of the safety and operating instructions contained in the manufacturer's manual, your employer's work rules, and applicable government regulations.
- An untrained operator subjects himself and others to death or serious injury.




- Read and understand all dangers and warning in the operator's manual before operating this machine.
- Improper use of this machine could cause death or serious injury.
- Inspect machine and make sure that it is operating properly, that all name plate and hazard signs are in place and legible, and that the machine is in accordance with the manufacturer's maintenance requirements contained in the operating and maintenance requirements contained in the operation and maintenance manual and the daily safety checklist.



- Lanyard anchorage point location.
- Lanyard anchorage points are for work positioning restraints only.
- Use of fall arrest systems attached to anchorage points on mobile equipment may cause machine to tip, resulting in serious injury or death.



- Crushing Hazard
- Do not enter the space beneath the work platform or scissor structure unless the maintenance lock is in place.

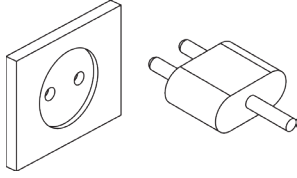


- Refer to Maintenance Manual
- Only qualified service personnel may service the machine. Failure to comply with listed safety precautions may result in machine damage, personnel injury, or death.
- Replace designated items with manufacturer's specified equipment only. Failure to use these items may cause instability of platform.



- Batteries produce explosive gas. Only charge batteries in a well-ventilated area.
- Do not expose sparks or flames.
- Do not smoke while charging battery.

## SECTION 1 | DECALS



- Battery Charger Cord



- Tip Hazard



- Tip Hazard
- Do not elevate platform on an incline or step.





- Tip Hazard
- Do not elevate platform on a slope.



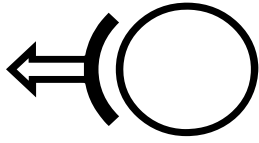
- Tip Hazard
- Do not elevate platform on uneven or soft surfaces.




- Indoor Use Only: No Wind Load



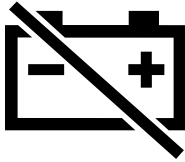
- Electrocution Hazard
- This machine is not insulated.
- Maintain safe clearance from electrical lines and apparatus. You must allow for machine sway, rock or sag and electrical lines swaying.
- This machine does not provide protection from contact with or proximity to an electrically charged conductor.
- You must maintain a clearance between any part of this machine or its load and any electrical apparatus. Follow local power line regulations.
- Death or serious injury will result from contact or inadequate clearance.



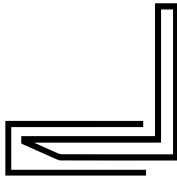
- Brake Release




- Emergency Lowering



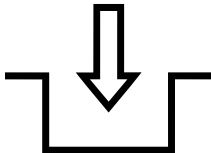
- Battery disconnect



- Fork pocket

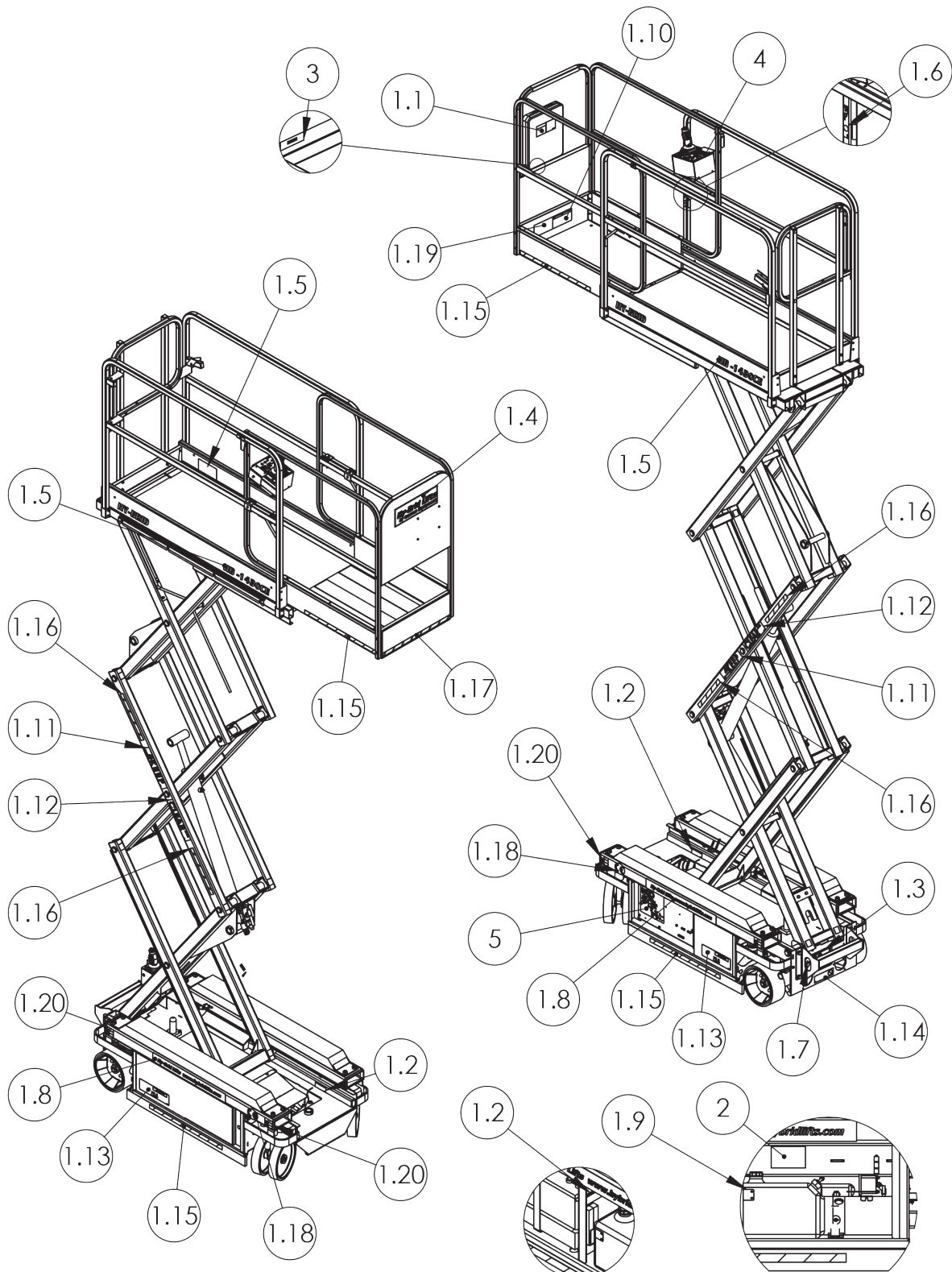


- Hydraulic oil level



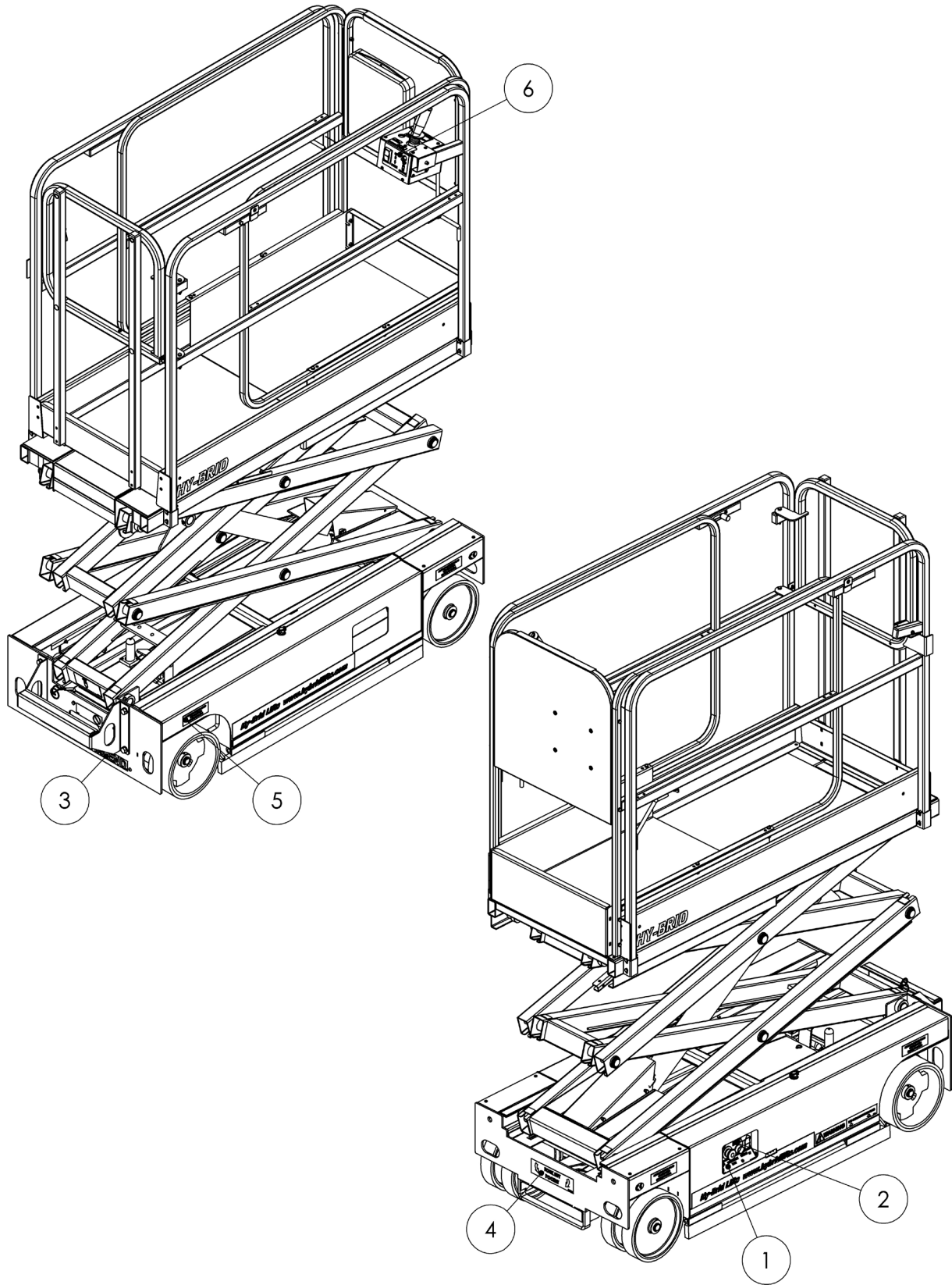
- Engaging mechanical Action: Enable Switch

1.3 | DECAL LOCATION



ITEM #	PART #	DECAL MEANING OR DESIGNATION	QTY
1	112-21-008-54 OR 112-21-008-59	DECAL,HB-1030CE  DECALS,HB-1430CE	1
1.1	DE600E-10	DECAL,MANUAL BOX	1
1.2	DE600E-14	DECAL,MAINT LOCK(SYMBOLS)	3
1.3	DE751	E-DOWN DECAL (SYMBOLS)	1
1.4	DE821	DECAL,LOGO HY-BRID	1
1.5	DE603-10 OR DE603-11	DECAL,MODEL HB-1030CE OR DECAL,MODEL HB-1430CE	2
1.6	DE746	LANYARD ATTACHMENT DECAL	1
1.7	DE752	CHARGER CORD DECAL (EU)	1
1.8	DE822	DECAL,WEBSITE	2
1.9	DE679	DECAL,HYDR FLUID	1
1.1	DE706	DECAL,UPR HB,ZTR,MID	1
1.11	DE707	DECAL,KEEP	2
1.12	DE708	DECAL,CLEAR	2
1.13	DE709	DECAL, LWR	2
1.14	DE747	DECAL,BRAKE RELEASE/NO TOW	1
1.15	DE717-61	DECAL,SAFETY STRIPE (24.00")	4
1.16	DE717-62	DECAL,SAFETY STRIPE (12.00")	4
1.17	DE717-63	DECAL,SAFETY STRIPE (22.25")	1
1.18	DE718	CE DECAL	2
1.19	DE732 OR DE733	DECAL,CAPACITY,750#,2P,I,W/SO OR DECAL,CAPACITY,670#,2P,I,W/SO	2
1.20	DE735 OR DE736	DECAL,WHEEL LOAD HB-1430CE S2 OR DECAL,WHEEL LOAD HB-1430CE S2	4
2	NA	SERIAL NUMBER PLATE	1
3	NA	SERIAL NUMBER REFERENCE	1
4	DE625	DECAL,CTL,UPR	1
5	DE623C	DECAL,CTL LWR	1





**HY-BRID LIFTS™**



**1.3 | DECALS LOCATION-ADDITIONAL FOR HB-1030CE S1 ONLY**

<b>ITEM #</b>	<b>PART #</b>	<b>DECAL MEANING OR DESIGNATION</b>	<b>QTY</b>
1	DE600E-19	DECAL,CTL LWR (CE S1)	1
2	DE614	DECAL,SELECTOR SWITCH	1
3	DE611	DECAL,NO FORK	1
4	DE600-12	FORK POCKET DECAL	1
5	DE600E-24	WHEEL LOAD DECAL	4
6	DE-604E	DECAL,UPR CTL (E)	1





# **HY-BRID LIFTS™**

BY CUSTOM EQUIPMENT LLC

---

Self-Propelled Aerial Work Platform  
Operations & Safety Manual  
HB-1030CE/HB-1430CE

---

© 2018 Custom Equipment, LLC  
2647 Highway 175  
Richfield, WI 53076  
U.S.A.  
Tel.: +1-262-644-1300  
Fax: +1-262-644-1320  
[www.hybridlifts.com](http://www.hybridlifts.com)  
[Service@Customequipmentlifts.com](mailto:Service@Customequipmentlifts.com)

"Hy-Brid Lifts" is a trademark of Custom Equipment, LLC.  
These machines comply with specified EN: 280 requirements

Revision Date: April 2018

Printed In The USA